

US ARMY CORPS OF ENGINEERS KANSAS CITY DISTRICT PROGRAMS

Stephanie Hall
N2W Program Manager
Kansas City District
19 MAR 2019

"The views, opinions and findings contained in this report are those of the authors(s) and should not be construed as an official Department of the Army position, policy or decision, unless so designated by other official documentation."



**US Army Corps
of Engineers.**



AGENDA

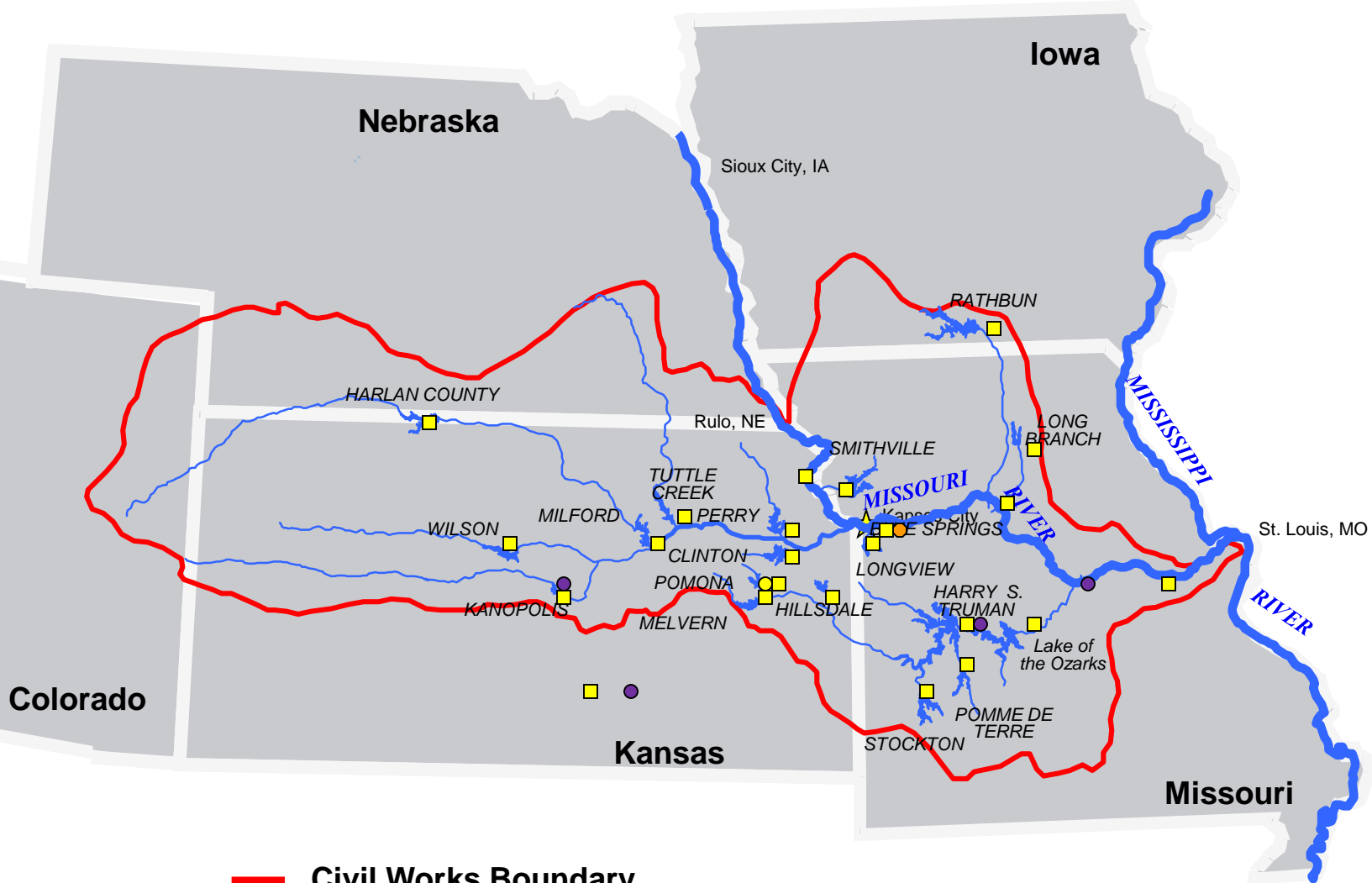
- Kansas City District Missions
- Program Trends
- Civil Works Priorities
- Military Program Priorities
- Environmental Program Priorities
- Questions / Discussion



US Army Corps
of Engineers.



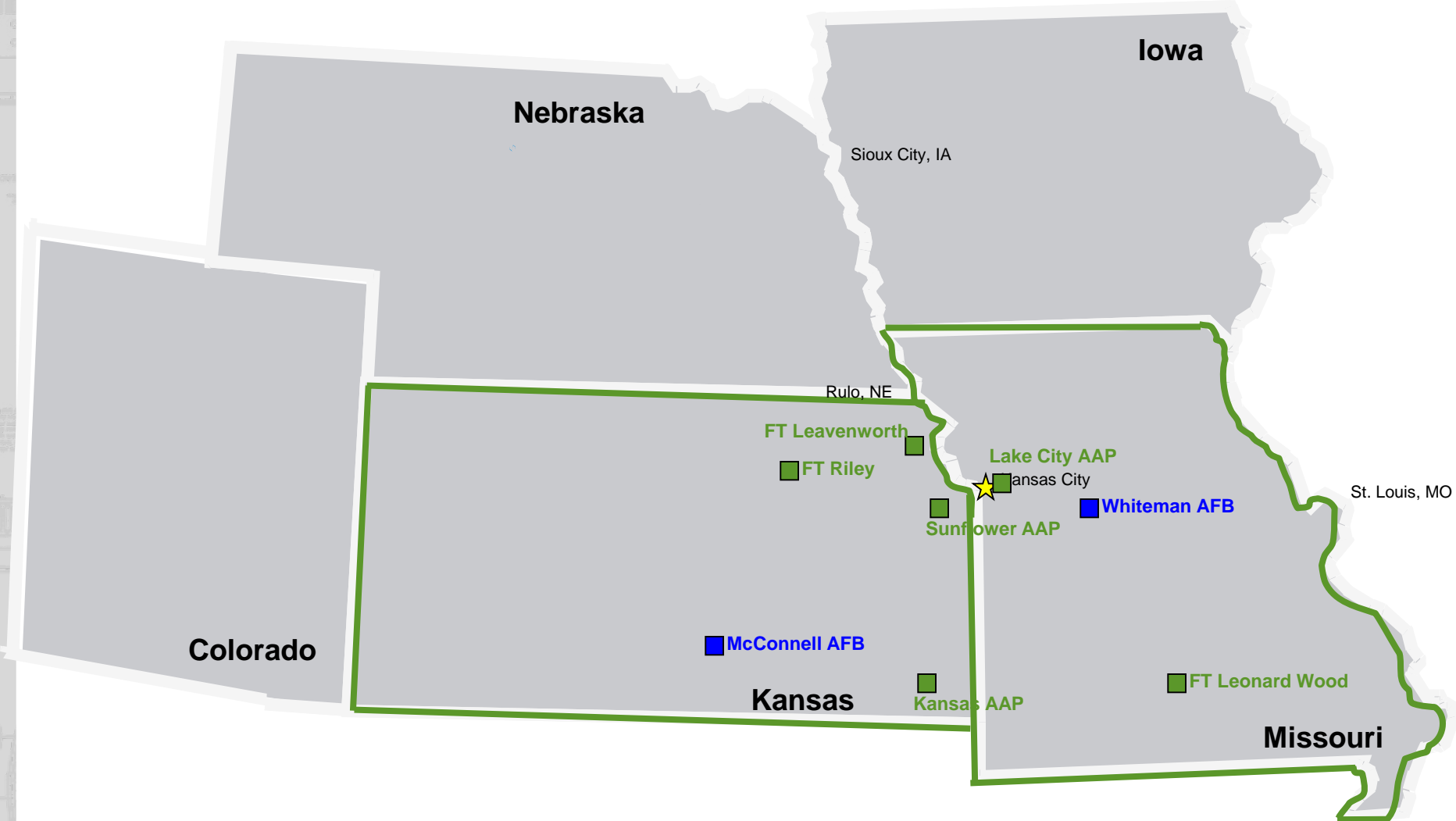
Kansas City District – Civil Works Boundary



-  Civil Works Boundary
-  Operations Projects
-  Regulatory Offices
-  Missouri River Area Office



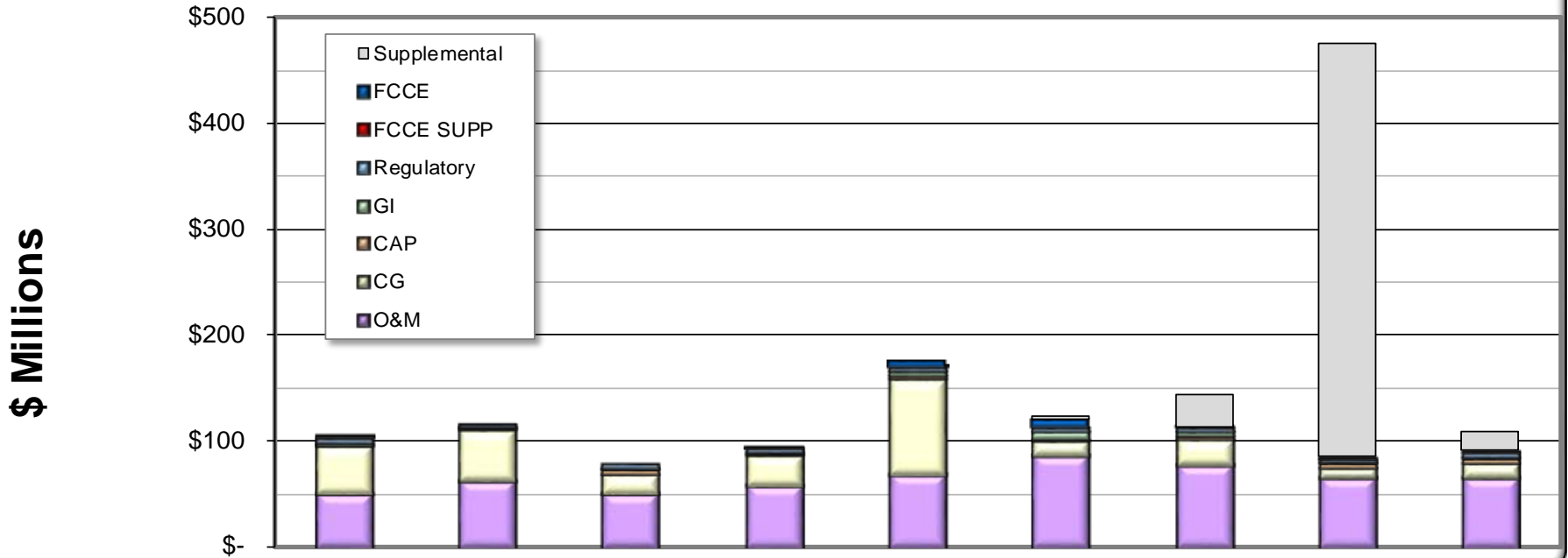
Kansas City District – Military Boundary



-  Military Works Boundary
-  US Army Installations
-  US Air Force Bases



NWK CW Program Trend Assessment



	FY13	FY14	FY15	FY16	FY17	FY18	FY19	FY20	FY21
FCCE	\$ -	\$ -	\$ -	\$ -	\$ 5.00	\$ 7.39	\$ 1.00	\$ 1.00	\$ 1.00
FCCE SUPP	\$ -	\$ -	\$ -	\$ 1.00	\$ 0.50	\$ -	\$ -	\$ -	\$ -
Regulatory	\$ 3.81	\$ 3.90	\$ 3.90	\$ 3.90	\$ 3.70	\$ 4.06	\$ 3.90	\$ 3.90	\$ 4.00
GI	\$ 2.09	\$ 1.23	\$ 1.56	\$ 1.70	\$ 5.26	\$ 7.06	\$ 4.00	\$ 1.00	\$ 1.30
CAP	\$ 0.90	\$ 0.37	\$ 4.12	\$ 0.52	\$ 2.09	\$ 1.83	\$ 3.50	\$ 4.80	\$ 4.80
CG	\$ 44.33	\$ 49.01	\$ 18.71	\$ 29.26	\$ 88.58	\$ 14.48	\$ 24.49	\$ 10.00	\$ 15.00
Supplemental	\$ -	\$ -	\$ -	\$ -	\$ -	\$ 4.00	\$ 30.00	\$ 390.00	\$ 18.00
O&M	\$ 51.40	\$ 62.10	\$ 51.00	\$ 58.60	\$ 68.80	\$ 85.32	\$ 77.09	\$ 65.00	\$ 65.00
CW TOTALS	\$ 102.53	\$ 116.61	\$ 79.29	\$ 94.98	\$ 173.93	\$ 124.14	\$ 143.98	\$ 475.70	\$ 109.10
	Actual	Actual	Actual	Actual	Actual	Actual		Projected	Projected

Civil Works Priorities FY19

- Kansas City Levees Design and Construction
 - Design/Build Pump Stations
 - Design-Bid-Build Levee and Floodwalls
 - Design/Build Levees and Floodwalls
- Grand River Basin GI Study
- Valley Creek, Alabama GI Study
- St Joseph, MO – Right Bank Construction
- Swope Park, MO Flood Risk Management Construction
- Manhattan, KS Flood Risk Management - Design
- Missouri River Recovery IRC Pelican Bend Construction
- Missouri River Recovery IRC St. Albans Bend Construction
- Missouri and Kansas Lakes Annual Road Repairs Construction
- Long Branch Lake Buried Collector System Repairs Construction



US Army Corps
of Engineers.



CIVIL CONTRACT STATUS

Current AE IDIQ's

- **Five Planning and Design Services contracts**
 - Expires April 2019
 - Replacement contracts to be awarded in FY19
- **Two Mapping and Surveying contracts**
 - Expire mid-2019
 - 39% utilized, ~\$6.1 M in capacity remaining
- **One Geotech Lab contract**
 - Expires mid-2019
 - 54% utilized, ~\$680K capacity remaining
- **One RMC AE Support Contracts**
 - Expires Nov 2023
 - 0% utilized , ~\$6M capacity remaining

MATOC's

- **Four Missouri River BSNP contracts**
 - Four base MATOCs awarded March 2018 – one base year with 4 option years

FY19 AE IDIQ (5yr base with possible 5yr option)

- \$90 million in unrestricted
- \$36 million set aside for small business

Execution Schedule:

- Evaluation complete/Selection Memo signed
- Award – March 2019 (UR)
 - HNTB, HDR, CDM Smith, Stantec, Mead and Hunt-Olsson JV
- Award – April 2019 (SB)
 - DR Reed and Associates (DRRA), Affinis, Prairie-Hanson JV, WRS-IL&C JV, GEO-Stanley JV

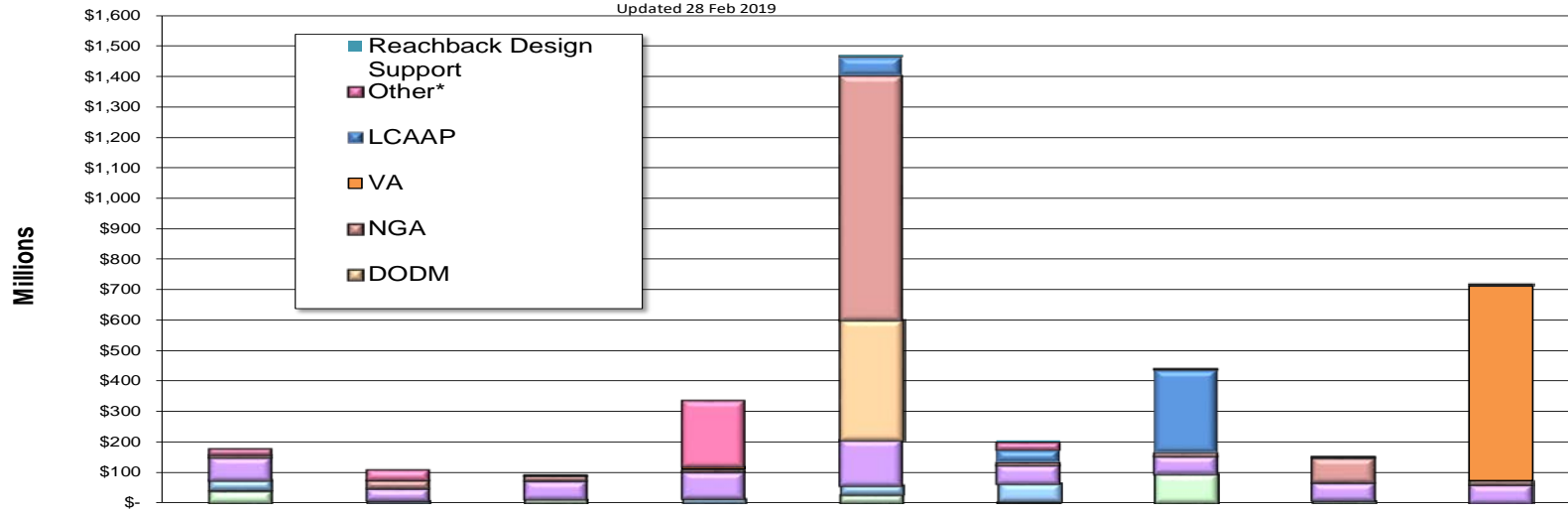


US Army Corps
of Engineers.



NWK Military Program Trend Assessment

Updated 28 Feb 2019



	FY15	FY16	FY17	FY18	FY19	FY20	FY21	FY22	FY23
Army (incl. BRAC)	\$ 38.66	\$ -	\$ 12.35	\$ -	\$ 27.15	\$ 3.10	\$ 93.20	\$ 7.30	\$ -
Air Force	\$ 33.63	\$ 8.58		\$ 14.78	\$ 29.50	\$ 59.50		\$ -	\$ -
OMA/OMAF	\$ 77.00	\$ 39.59	\$ 60.25	\$ 87.21	\$ 149.13	\$ 60.00	\$ 60.00	\$ 60.00	\$ 60.00
DODM	\$ -	\$ -	\$ -	\$ -	\$ 393.31	\$ -		\$ -	\$ -
NGA	\$ 9.60	\$ 25.88	\$ 16.40	\$ 8.72	\$ 804.19	\$ 11.94	\$ 11.94	\$ 81.24	\$ 11.94
VA	\$ -	\$ -	\$ -	\$ 8.00	\$ -	\$ -	\$ -	\$ -	\$ 640.00
LCAAP	\$ -	\$ -	\$ -	\$ -	\$ 60.75	\$ 40.60	\$ 271.90	\$ 1.93	\$ 1.50
Other*	\$ 21.60	\$ 36.54	\$ 4.41	\$ 217.46	\$ 2.44	\$ 26.54	\$ 3.80	\$ 3.80	\$ 3.80
Reachback Design Support					\$ 4.55	\$ 2.46			
TOTALS	\$ 180.49	\$ 110.59	\$ 93.41	\$ 336.17	\$ 1,471.02	\$ 204.14	\$ 440.84	\$ 154.27	\$ 717.24

NOTES: Totals based on Construction, Design or both
 ARMY (incl. BRAC) MILCON Construction
 Air Force MILCON Construction
 OMA/OMAF Construction
 DODM Construction
 NGA Design and Construction
 VA Construction
 LCAAP Design and Construction
 Other * AFCS, NORTHCOM, HNC (NORTHCOM Construction and others Design only)
 Reachback Design Support Design



Military Programs Priorities FY19

- Next NGA West (N2W) Program
- Ft. Leonard Wood Hospital
- Lake City Army Ammunition Plant (LCAAP) – Next Gen Ammo – AE Action
- DVA St Louis John Cochran Medical Center – Project Book & AE Action
- AF & Army MILCON Support
- AF & Army SRM/OMA Support
- Newly Planned Contract Tools
- LCAAP – Roofing Building 3 Construction
- AFCS Expansion & AE Action



US Army Corps
of Engineers.



NEXT NGA WEST (N2W) PROGRAM

Program Scope: Total Program Amount ~ \$1B

- NGA Replacement Facility in North St Louis
- Primary Facility 712,000 sf Secure Analytics

Construction Acquisition: Design-Build (2-Phase Selection)

- Phase 2 Selection/Award Mar 2019

Small Business Acquisition:

- Integrated Project Office (IPO) FY19
- Access Control Points (ACP), 2 each FY21
- Remote Inspection Facility (RIF) FY21
- Visitor Control Center (VCC) Surface Parking FY22
- Landscaping FY23



US Army Corps
of Engineers.



Ft. Leonard Wood Hospital Program

- PA amount is \$381.3M
- Six contracts anticipated:
 - Contract One. Two Phase Design Build (DB) Cost-Technical Tradeoff, Full & Open. Duration: 1460 Cal. Days. Scope: Hospital, Outpatient Clinic, Central Utility Plant (CUP), Helipad, Generators, Utilities, Roads, Rough Grading.
Current Procurement Status: Down selected offerors were announced on September 27 on fbo.gov. Issued (advertised) Phase Two RFP to selected prime contractors on 31 Jan 19, with award projected 27 Aug 19.
Phase 2 prime contractors in alphabetical order are:
 - JE DUNN CONSTRUCTION COMPANY
 - WALSH FEDERAL JV
 - THE WHITING-TURNER CONTRACTING COMPANY
 - Contract Two. AWARDED: Jan 3 2019. Duration: 270 Cal. Days. SATOC Task Order. Scope: Construct Temporary Helipad
 - Contract Three. Projected Award: Mar 2021. Duration: 365 Cal. Days. Design Bid Build (DBB), Small Business Set-Aside (SBSA). Scope: Site Improvements prior to demolition
 - Contract Four. Projected Award: Jan 2025. Duration: 540 Cal. Days. DBB, SBSA. Scope: Demolition of existing Hospital & Outpatient Clinic, Including Hazardous Material Abatement & Material Recycling
 - Contract Five. Projected Award: Jan 2025. Duration: 365 Cal Days. DBB, SBSA. Scope: Optical Fabrication Lab (Existing Medical Warehouse Alteration)
 - Contract Six. Projected Award Aug 2026. Duration: 365 Cal Days. DBB, SBSA: Site Improvements West of Illinois Ave. (following demolition)



US Army Corps
of Engineers.



MILITARY IDIQ CONTRACT STATUS

Construction

Small Business MATOC (\$95M)

- Awarded January 2019

FY19 IDIQ Forecast

- Riley Historic Window/Door IDC
~\$15M, Award May 2019

AE and Other Services

AFCEC Fire Protection (\$9.5M), FY19Q2

- Proposals in, Evaluation Underway
- Award March 2019

LCAAP SATOC (\$48M), FY19Q2

- Proposals in, Evaluation Underway
- Award by May 2019

Additional FY19 IDIQ Forecast

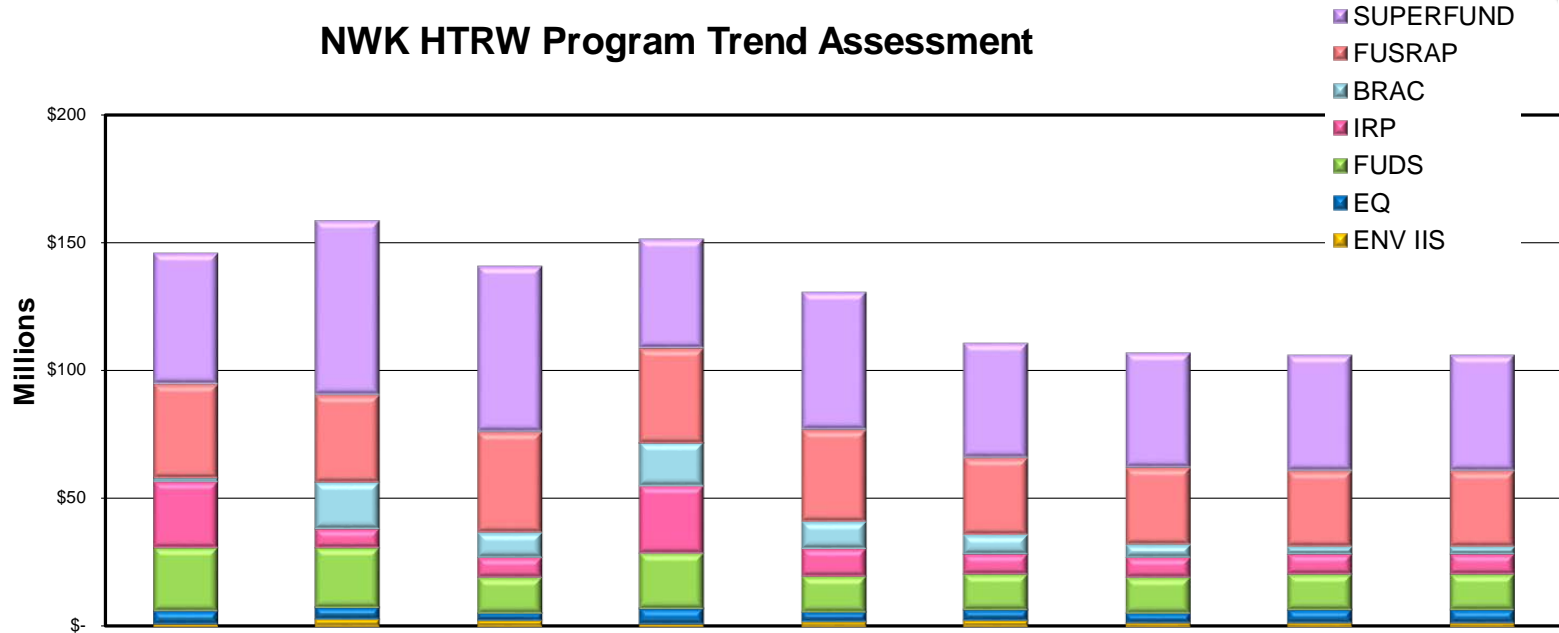
- Unrestricted MIL AE SATOC ~\$150M, Award FY19Q4
- AFCEC B-21 Beddown ~\$220M, Award FY19Q4
- DVA AE SATOC ~\$80M, Award FY19Q4
- AFCS AE SATOC 2 @ ~\$15M, Award FY19Q3



US Army Corps
of Engineers.



NWK HTRW Program Trend Assessment



	FY15	FY16	FY17	FY18	FY19	FY20	FY21	FY22	FY23
ENV IIS	\$ 0.76	\$ 2.13	\$ 1.90	\$ 0.78	\$ 1.60	\$ 2.00	\$ 1.00	\$ 1.00	\$ 1.00
EQ	\$ 5.13	\$ 4.83	\$ 2.88	\$ 5.68	\$ 3.70	\$ 4.00	\$ 4.00	\$ 5.00	\$ 5.00
FUDS	\$ 24.25	\$ 23.17	\$ 13.97	\$ 21.61	\$ 14.11	\$ 14.00	\$ 14.00	\$ 14.00	\$ 14.00
IRP	\$ 26.09	\$ 7.86	\$ 8.00	\$ 26.49	\$ 10.69	\$ 8.00	\$ 8.00	\$ 8.00	\$ 8.00
BRAC	\$ 1.45	\$ 18.18	\$ 9.71	\$ 16.63	\$ 11.00	\$ 8.00	\$ 5.00	\$ 3.00	\$ 3.00
FUSRAP	\$ 36.90	\$ 34.20	\$ 39.70	\$ 37.44	\$ 35.60	\$ 30.00	\$ 30.00	\$ 30.00	\$ 30.00
SUPERFUND	\$ 51.22	\$ 68.21	\$ 64.69	\$ 42.86	\$ 53.80	\$ 45.00	\$ 45.00	\$ 45.00	\$ 45.00
TOTAL	\$ 145.80	\$ 158.58	\$ 140.85	\$ 151.49	\$ 130.50	\$ 111.00	\$ 107.00	\$ 106.00	\$ 106.00



US Army Corps of Engineers.



Environmental (HTRW) Program FY19

- Kansas City District supports regional work (Missouri and Kansas) projects, as well as a significant amount of environmental projects on the East Coast.
- The District has a long, established working relationship with EPA Region 2 (New York and New Jersey) and works closely with New York and Philadelphia Districts.
- Kansas City District also has project management responsibilities for the Formerly Used Defense Sites Program within Seattle District boundaries, so we support projects in Washington State, Oregon, and Idaho.
- FY19 projections for workload are stable and typically increase from initial projections as customers get clearer information on budgets.
- Almost all of the Program is executed using pre-placed contracts, so opportunities for prime contractor work is limited to firms in the selected pools. Numerous subcontracting opportunities are available with our primes to support projects.



US Army Corps
of Engineers.



Environmental (HTRW) Program FY19


- Kansas City District Environmental Program has initiated a periodic conference call with firms interested in status of task orders, planned acquisitions, etc.
- First call was in November 2018 and was well received by Industry. Additional periodic calls will be scheduled to provide updates as information changes.
- Please reach out to Environmental Programs (Fraley) or Environmental Engineering (Leibbert) Branches to be added to the email distribution list for future calls.
 - jill.k.fraley@usace.army.mil or jason.m.leibbert@usace.army.mil



US Army Corps
of Engineers.



QUESTIONS



US Army Corps
of Engineers.

